



Shutter Release


November & December 2007



Projector Fund

The Club Executive Committee set a goal for us to raise funds to purchase our own digital projector. Right now we borrow a projector from the office of one of our members. Our fund balance is at \$127.87 thanks to the generosity of our members. We will make a "projector fund update" a regular section in the Shutter Release and on our website (www.nwphoto.org).

Stave Falls Power House Outing Report by Maryann Burton



Hazy sunshine surrounded the group of us as we got ready to set out on our day trip to Stave Lake powerhouse. Sixteen in all, Justin, Grace, Derek, Dave, Shona, Marilyn, Leo, Mike,

Keith were some of the names I recall. The other names are yet to come. This is my first outing with the group and knowing half the names at this point is pretty good.

I have been in the Stave lake area many times in the past but never to the powerhouse and never with one goal in mind. To spend the day taking pictures..... of what I am yet to find out.



Once we arrive everyone scatters. Each one of us looking for that one shot.....that

something different that catches our interest. The inner working of an old power plant houses many different things with a limitless amount of possibilities for photos.


In all we spend a couple of hours wandering through this remarkable building and surroundings. Most likely there have been hundreds of pictures taken from every angle imaginable.

Hunger tells us its time to go and we all gather at a local pub for lunch. We spend time getting to know each other and enjoying some hearty fair. It's been a good day. I feel like we are becoming part of the group. I am looking forward to getting to know more of the names and to being challenged by them and to learning from them.



OUR MEMBERS

My Favourite Photography - June Exworthy



I do a lot of this and that, but do favour close-up images. What are close-ups? It is an image magnified by a series of close-up lenses or a macro lens – extension tubes and bellows etc. I myself use close-up lenses and a Canon Macro lens ER 100 mm 2.8. I try to get in as close as possible to the subject. Invariably there is movement which is not seen so readily until one is set up and the magnification seen in the view finder shows the slightest disturbance. Many a time, I've walked away after spending considerable minutes (maybe even hours) and not being able to click the shutter. I like close-up photography for the intimate detail of whatever I'm taking. I always use a tripod to ensure that sharpest possible image, particularly when using a slow shutter speed. I also want detail and the best depth of field possible. The aperture will be closed down f16-18-22. I check with my depth of field button. The backgrounds are variable but I do like a blue sky for colour. I use a polarizing filter to intensify the blue background. Other back grounds may need to be out of focus so open up your aperture but at the same time, select focus on one subject in the frame.

It is very interesting to view the images under magnification for their texture, pattern, shape, colour and abstracting forms. One may also use creative filters – e.g. multiple image diffracting and coloured filters etc. I rarely use flash. I like rich colour, something that puts a spark in the photo. I am very susceptible to red in all its shades.


For the last 3 years, I've been unable to be as active a photographer due to my husband's illness. At present I enjoy the club and the varied participants. My wish to everyone is "Click the shutter". "Enjoy the moment." (Photos below by June)



Matti's hide out – Matti J. Lagerbom

Our newsletter editor did attack me and wanted me to share with everyone what location is my favourite place to shoot. I hope Dave meant with a camera!

My favourite place to go is to The Cariboo, starting near 70-Mile House and beyond. Wildlife is number one on my list of subjects to photograph. This really isn't an ideal choice, since I live in a city, but with any free time, I'll jump in my truck and head that way.



Last year, while driving near Clinton, I ran into a full crown deer as I was going over 110 Km/h. I had no camera ready, but in my mind, I can still see the deer's head as it went under my hood. Felt sorry for the animal, but there was nothing I could do. I usually hunt for deer, fox, wolves, moose and bears, with my camera, not with my truck. When I follow tracks and finally locate living animal, I get very excited when I'm able to take the shot. I almost feel like jumping up and down and yelling "I GO IT!!!!!!!!!!!!!!!!!!!!!!!"

I now plan to locate a den of wolves. I know where they generally live, but a lone wolf can travel up to 100 km per day. You need to look for a mother with pups. This past Spring, I did locate some wolves playing in the field, but my lens was too small to capture the perfect shot. Another barrier was a high, barb-wire fence that was in the way.

I'd recommend that Club members stay in a city, as The Cariboo is very difficult terrain, and is not recommended for most city slickers. This way, I'll have it all too myself! My future plans include capturing a Grizzly bear in the near future. Recently, I saw two of them on distant mountain.

The Picture, this family found very nice home underneath of vacated summer cabin.
Happy shooting!



(Photos above by Matti)

Upcoming Programs

Nov 6 – Delta Print Challenge Selection

Members! Bring in your prints (2) for the club entry for the Delta Print Challenge. Most of this meeting will be devoted to selecting the club's entries for the competition.

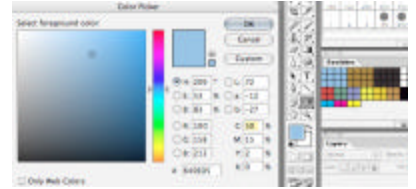
Print entry details: Minimum *print* size – 8" x 10", Maximum *print* size - 16" x 20"
The outside dimensions of the mount, print (and single window mat, if included) must be 16"x20". All prints are to have a 16" x 20" 4 ply backing. A maximum of one single mat can be used (the colour of which is the choice of the maker). No framed prints will be accepted. More than one print in a mat is accepted as a single entry.

Coordinators please check all prints before delivering them; make sure they have an outside dimension of 16x20 with a backing of the same size.

On the back of the print (top right hand corner), clearly print the maker's NAME, CLUB NAME, PRINT TITLE and NUMBER (as per entry form). Prints can be Colour or Black & White, digital or film

Nov 20 - Improving your photos with Photoshop

Guest speaker **Wes Bergen**, who writes a PhotoShop column in Canadian Camera will present "How to Improve your Image" - showing simple ways to tweak your pics.



Most of what he will show us can be done in Photoshop Elements as well as the more advanced versions.

Dec 4 – Club Christmas/Holiday Party

Location: Queen's Park Centennial Lodge (same building as the Arts Centre)

Time and cost: 6:30 pm, \$27/person

In Preparation:

- Bring a healthy appetite!
- Bring an inexpensive (under \$5) wrapped gift. (indicate if the gift is gender specific)
- Bring in your best unwanted (photographic or not) stuff for the silent auction

Program: I Didn't See What You Saw (*Grace Darney, David & Agnia Love*):

Three short slideshows showing London, England (& beyond) from different perspectives. This alone is worth the price of admission!



Upcoming Outings

Been there, done that

Nov 17, 2007

Subjects: An \$8 transit day-pass and teamwork will be requirements for this transit rally. Photos of each area will prove you have covered the assigned route, but we still expect you to show your skill and creativity!

Logistics: Meet at the New Westminster Skytrain station at 10:00 a.m. Meet at the end (we'll set time later) where we will view the results on a couple of laptops (film shooters... you'll have to show yours later... or hit any one-hour photo finisher on the way back.) and have dinner or a snack or coffee.

Details: You will draw your team, route and photo assignments at the start and, armed with a transit map, will have a set time to seek out the assigned subjects. Every team will have a different starting point. Route choice is your own but you must use transit. Your pass will allow you to get on and off any of the transit options in the lower mainland to shoot your assignments, have lunch, etc. Some of the topics will be landmarks; some will be a little more challenging to find....

Subjects: Christmas is a time for tradition, so we're going to play with some "traditional" and creative "in-camera" techniques for photographing some local river views, street views, colours, graphics and abstracts.

Logistics: Meet at the top level of the parkade, near the foot of 4th St. at 3:30 pm or a little earlier if it's a nice day and you want to capture the changing light. Bring a tripod (for long exposures, or use the railings) and clothing for the weather. If it's wet, come and shoot the reflections. Just bring plastic or similar to keep your camera dry.

Details: Get away from the crowds, shopping and stress for a couple of hours, for a look around at the lights and views of New Westminster.

We will have hot coffee and Christmas cookies, a variety of filters for you to play with and some suggestions for other creative techniques to try. There are great views of the river, bridges, quay and city streets.

HINT: As an extra added bonus, this will be your perfect and last chance for photos for the theme that closes Christmas Eve!

Themes - Shona LaFortune

For our first ever online "theme" competition, we are looking for variations of that first day of school mini-essay "How I spent my summer vacation". Show us what you did this past summer. Find images that capture the playfulness of "school's out" and the dramatic ranges in light and mood that summer brings. Show us your travels, adventures or observations.



For this first theme, we will accept images captured from the official start of summer 2007 until the closing date of the theme.

Winners – How I spent my summer vacation

First: "Fire In The Sky" by Tony Van Straubenzee (pictured below)

Second: "Fountain of Youth" by Peter Ellis

Second: "Delta Superport" by Jason Hollister

Second: "HIV & hungry" by Jason Hollister

Second: "Barrels" by Shona LaFortune

Third: "Colour" by Grace Darney

Third: "Oh, the Indignity" by Shona LaFortune

Third: "At the Fair" by Grace Darney

Third: "Sunflower 100" by Keith Griffiths

Third: "I painted with light on starry trails." by Derek Carlin

Third: "Goldfinch" by Joan Greaves

Third: "Picking dandelion" by Genoveva Regehr



Our new on-line Theme "competition" has taken off so far, with 40 entries for our "summer" theme and 44 for "Blast from the Past". We are happy to see that some members who are not able to attend meetings regularly are taking part in the themes.

Congratulations to the winners of the "Photo of the Month" very cool virtual ribbons.

We designed the on-line themes for multiple purposes, all of them dependent on your participation.

For the first 6 weeks or so, the themes are open for entries. Each member may enter 3 images. There are a few "rules" to be aware of, so check the website for those. During that period, all members may **comment** on all the photographs, and you may reply to any comments on your own images. This is probably the most beneficial phase as you can receive valuable feedback on your own work, as well as hone your observation and evaluation skills by commenting on the photographs of the other members.

Commenting can be a challenging process, but as part of your photographic development (and really, to be fair... you want to receive evaluations on your photos, right?), we encourage you to comment on some of the other images. You don't have to write an essay, but if something "works" for you, or you can help a member make his/her image stronger, that benefits the member, you, and the other members too.

Once the theme closes for entries, it opens for **voting**. This is a fun part, and where your participation is also important. In the last round, only one vote separated 1st from 2nd from 3rd from HM. So your vote really counts! In that phase, you can also see the titles, so you may choose to comment, or add a comment, to one or more of the photographs.

Once a theme is closed, no more comments are possible, but everyone (including the public) can see the results and comments. So this is where your comments benefit all the members (no one can see who made the comments, though).

"**People at Work**" closes on November 24, so we look forward to seeing (and commenting on....) your photographs!

Winners – Blast from the Past Theme

Hot off the press! Winners for the 2nd Theme, Blast from the Past, were also just announced!

First: "School Days" by Peter Ellis (pictured right)

Second: "No Paradise Here" by Grace Darney

Third: "Curves" by Shona LaFortune

Third: "Out of Gas" by Shona LaFortune



2006-07 Executive Committee

President: Jason Hollister

VP: Keith Griffiths

Treasurer: Tasha Robinson

Programs: Peter Ellis

Refreshment Coordinator: Grace Darney

Competitions: Fred & Joan Greaves

Website: Derek Carlin

Outings: Justin Ball, Shona LaFortune

Newsletter: Dave Emery

Special Events: Agnia Love

Club Key Contacts

You can reach Jason Hollister at info@nwphoto.org or 604-518-8005, Dave Emery (Editor) at editor@nwphoto.org or 604-517-6654; and Justin Ball/Shona LaFortune (Outings) at outings@nwphoto.org. Any of us will be happy to provide you contact information for the person you are looking for, if we can.

Club Website www.nwphoto.org